

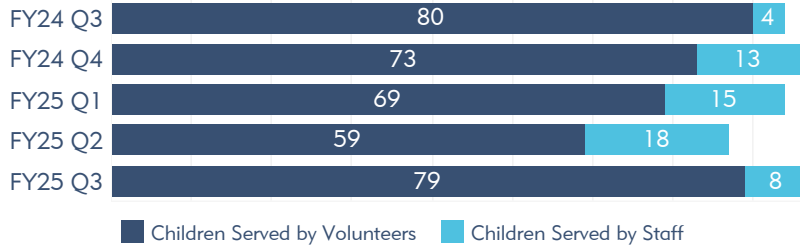


Court Appointed Special Advocates of
Grayson County

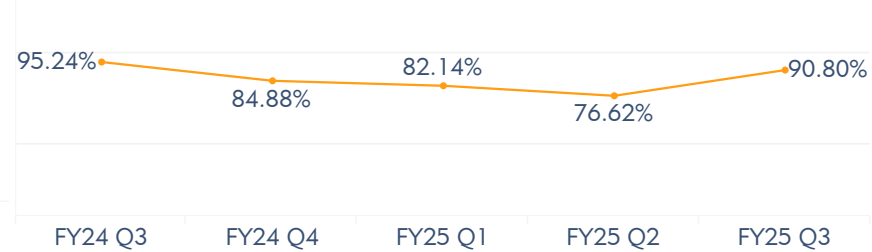
Impact Report

CONTINUED GROWTH AND DIRECT SERVICES

Number of Children Served by CASA

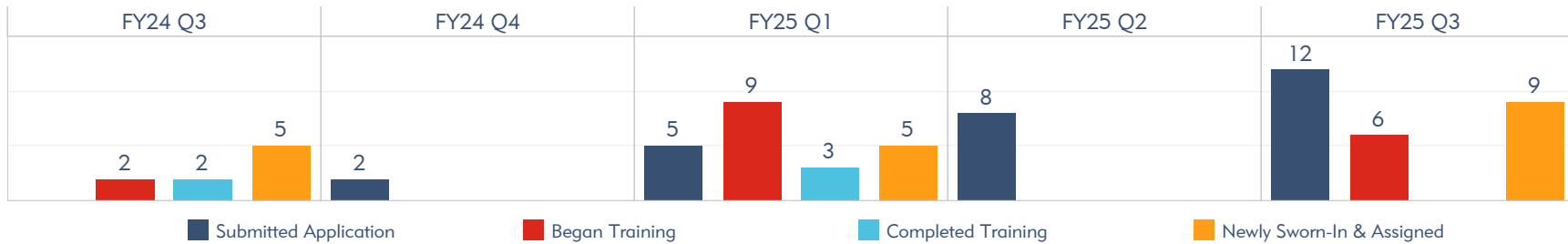


Percent Children with Volunteer (PChV)



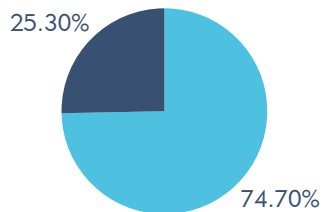
A TRAINED VOLUNTEER FOR EVERY CHILD IN DFPS CARE

Volunteer Recruitment and Training



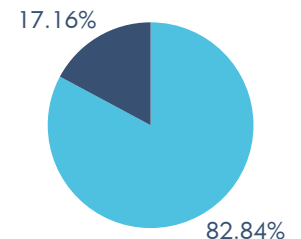
GRANTS MANAGEMENT AND OVERSIGHT

FY2025 Victims of Crime Act (VOCA) Funds as of 7/9/2025



Total Award Amount	\$166,984
Reimbursements	\$124,733
Award Amount Remaining	\$42,252

FY2025 Health & Human Services Commission (HHSC) Funds as of 7/9/2025



Total Award Amount	\$103,248
Reimbursements	\$85,527
Award Amount Remaining	\$17,721



CASA of Grayson County

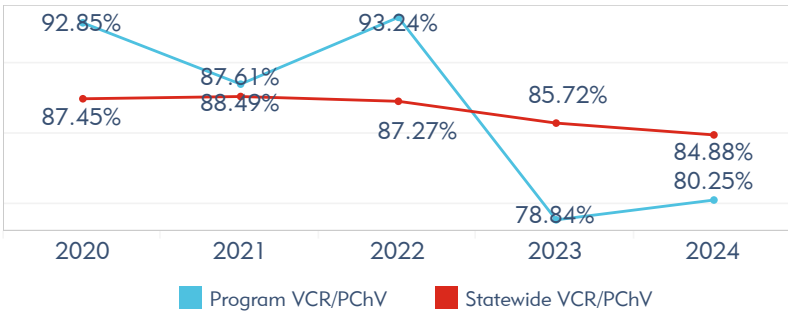
Serving Grayson County

Established in **1993** • Service Area Population: **134,751** • **979** Square Miles of Service Area

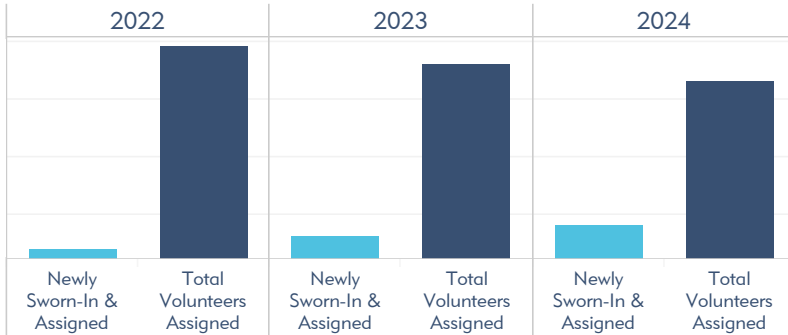
VOLUNTEERS

At the core of its mission, CASA exists to recruit, train, and supervise volunteers in best interest advocacy.

Volunteer:Case Ratio (VCR) & Percent Children with Volunteer (PChV) ¹



Volunteer Annual Counts



CHILDREN

Through the recruitment, training, supervision, and empowering of CASA volunteers, CASA programs strive toward the common goal of providing a CASA volunteer for every child in DFPS legal responsibility.

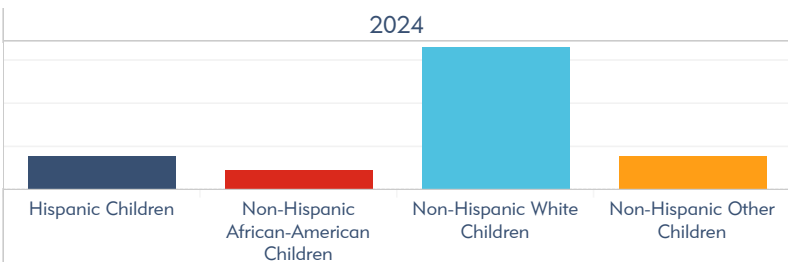
Children Served by CASA within DFPS Legal Responsibility ²



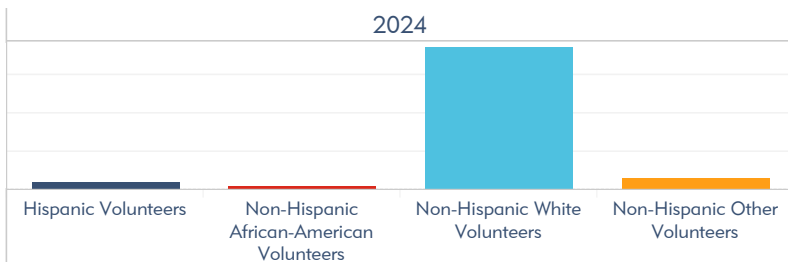
DEMOGRAPHICS

Texas CASA Standard 1.A.5 requires that CASA programs are inclusive organizations whose volunteers reflect the diversity of the children they serve.

Demographics of Children Served



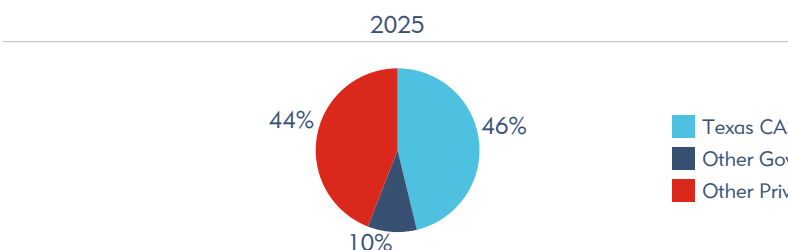
Demographics of Active Volunteers



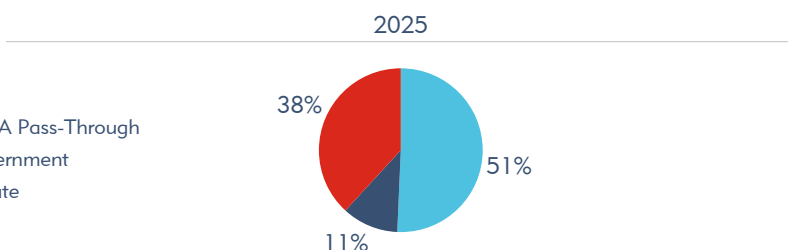
FUNDING SOURCE DISTRIBUTION

Funding sources reported by CASA program to Texas CASA, compared to the average for all programs with a similar operating budget size.

Program Funding Distribution
CASA of Grayson County



Average Funding Distribution
Programs with Operating Budget of \$300,001 - \$500,000



Data Sources: Performance Measures and Operating Budgets submitted by local CASA program to Texas CASA via the Online Data Manager, CPS 2.3 Children in DFPS Legal Responsibility by County, and CPI 1.1 Texas Child Population. ¹ Percent Children with Volunteer (PChV) replaced Volunteer:Case Ratio (VCR) in FY 2020. VCR was the percentage of cases served with volunteers. PChV is the percentage of children to whom volunteers have been assigned. ² As applicable, Children Served by CASA within DFPS Legal Responsibility excludes children receiving court ordered services, not in legal responsibility of the Texas Department of Family Protective Services and may exceed 100% due to differences in data collection methodologies between Texas CASA and CPS.



COLLABORATIVE FAMILY ENGAGEMENT

CASA of Grayson County

CFE is a team-based approach between Court Appointed Special Advocates (CASA), Child Protective Services (CPS) and Community-Based Care (CBC) providers to identify, locate and engage with family members and fictive kin in the creation and development of a lifetime network for young people in the foster care system, and their parents or caregivers.



COLLABORATE

Greater collaboration between stakeholders to involve families and build networks



CULTIVATE

Access to connection, engagement and searching tools to engage and find family/important relationships



CONVENE

Families and their support network come together for family meetings



CONNECT

A lifetime network of supportive relationships is formed for the child and their family

SUMMARY OF OUR FY2024 CFE IMPACT

449

Parent
Contacts

38

CFE Tools
Completed

34

Family Meetings
Held

46

Family Child
Connections

87

Children & Youth Served

57

Families Receiving CFE



Texas Department of
Family and Protective Services



STRENGTHENING THE VOICES OF CASA STATEWIDE

Texas Staff Contacts/Activity Summary by Date

10/1/2024 to 9/30/2025

Total # Cases Reported: 89		
Activity Type	# Instances	# Hours
Attend Hearing	182	205.50
Attend Mediation / Settlement Conference	3	10.50
Case Records Review	1	1.00
Case Related Meeting: Child/Family	11	14.00
Case Related Meeting: For Youth 16+	6	6.75
CFE Family Meeting	39	42.25
CFE Tool Completed	72	57.00
Contact: Child Face-to-Face	28	53.75
Contact: Child Face-to-Face In Placement	61	132.25
Contact: Child Face-to-Face Outside of Placement	25	33.25
Contact: Child Other Contact (not Face-to-Face)	33	23.50
Contact: CPS/SSCC	688	455.75
Contact: Other Case Contacts	39	51.25
Contact: Parent	95	63.25
Contact: Parent Atty/Guardian	35	18.75
Contact: Parent Service Provider	1	0.50
Contact: Placement	297	192.25
Contact: Volunteer and CASA staff	844	480.25
Court Report: Prepare and/or Write	66	57.50
CVC Research / Referral / Follow Up	30	21.00
DFPS Hotline Referral	1	0.75
Educational Advocacy	70	40.50
Family/Child Connections	32	33.00
Information and Referral	6	4.25
Legal Advocacy	121	71.75
Medical Advocacy	140	72.75
Medical Advocacy- Dentist	4	2.00
Medical Advocacy- Other	10	5.50
Medical Advocacy- Therapist	30	18.75
Medical Advocacy-Psychiatrist	3	2.50
Observe Court Ordered Visitation	27	39.25
Safety Advocacy	142	62.25
Safety Advocacy- Home Assessment	6	4.75

Texas Staff Contacts/Activity Summary by Date

10/1/2024 to 9/30/2025

Youth 16+ Advocacy	6	3.25
Total	3154	2,281.50

Texas Volunteer Contacts/Activity Summary by Date

10/1/2024 to 9/30/2025

Total # Cases Reported: 74		
Activity Type	# Instances	# Hours
Attend Hearing	137	190.00
Attend Hearing- Criminal	1	2.50
Attend Mediation / Settlement Conference	7	9.00
Case Records Review	23	23.50
Case Related Meeting: Child/Family	9	12.75
Case Related Meeting: For Youth 16+	1	1.50
CFE Family Meeting	15	16.50
CFE Tool Completed	23	17.75
Contact: Child Face-to-Face	156	258.95
Contact: Child Face-to-Face In Placement	234	485.50
Contact: Child Face-to-Face Outside of Placement	38	89.25
Contact: Child Other Contact (not Face-to-Face)	74	47.00
Contact: CPS/SSCC	674	455.40
Contact: Other Case Contacts	70	51.50
Contact: Parent	382	277.65
Contact: Parent Atty/Guardian	30	16.25
Contact: Placement	564	398.25
Contact: Volunteer and CASA staff	522	320.25
Court Report: Prepare and/or Write	57	52.00
CVC Research / Referral / Follow Up	11	5.75
Educational Advocacy	177	116.25
Family/Child Connections	19	13.75
Information and Referral	2	1.25
Legal Advocacy	190	113.15
Medical Advocacy	40	23.00
Medical Advocacy- Dentist	7	3.50
Medical Advocacy- Dr/ Pediatrician	4	1.75
Medical Advocacy- Other	2	1.00
Medical Advocacy- Therapist	14	10.00
Medical Advocacy-Psychiatrist	6	4.00
Observe Court Ordered Visitation	44	84.75
Safety Advocacy	3	1.75
Safety Advocacy- Home Assessment	5	14.00

Texas Volunteer Contacts/Activity Summary by Date

10/1/2024 to 9/30/2025

Youth 16+ Advocacy	3	2.00
Total	3544	3,121.40